



Service Bulletin


Keeping You Informed from the Leader in Replacement Parts for Healthcare Equipment Since 1972

JULY 2002 • BULLETIN #1

BUTTON HEAD SCREW RPI PART #ADS097

To keep the needle valve in place in the **A-dec® Century II** control block, RPI increased the size of the head of the button head screw. With the larger head, the RPI Button Head Screw (RPI Part #ADS097) can help prevent the needle valve from slipping out of position.

The RPI Button Head Screw (RPI Part #ADS097) can help prevent the needle valve from slipping out of position.



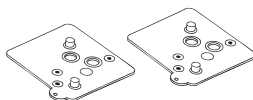
CASSETTE SEAL RPI PART #SCS001

The RPI Cassette Seal that fits the **Scican Statim® 2000** is now even better because it's made of a softer material that makes installations easier and quicker.

Service Tip – Before installing the Cassette Seal, lubricate it with the Liquid Soap (RPI Part #RPS287). After lubing the seal and once it is installed, be sure to hold the cassette under running water to rinse off any soap residue. If excessive soap is not rinsed, a soap foam will appear in the exhaust tubing and in the waste bottle during the first cycle.

CONTROL BLOCK SERVICE KIT RPI PART #ADK094

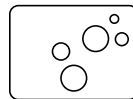
The RPI Control Block Service Kit that fits the **A-dec® Century II** now has two Gaskets (RPI Part #ADG031) included in the kit for the same low price. (The kit used to contain only one.)



DIAPHRAGM RPI PART #ADD024

The RPI Diaphragm (RPI Part #ADD024) that fits the **A-dec® Century II** control block has been retooled so that the holes better align with the ports in the block. It makes for easier installation and better fit.

Now the holes align better with the ports in the control block!



DOOR GASKETS RPI PART #'s MIG027 & MIG028

The RPI Door Gasket (RPI Part #MIG027) that fits the **Midmark Ultra-clave® M9** are now made of a softer material that allows the door to open and close much easier.

And by the way, we are currently working on Door Gasket, RPI Part #MIG028, that fits the **Midmark Ultra-clave® M11** to make it even better! We will keep you updated as we progress.



DAM GASKETS RPI PART #'s MIG035 & MIG036

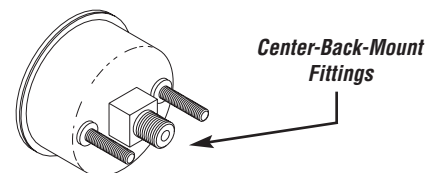
The RPI Dam Gaskets that fit the **Midmark Ultra-clave® M9 and M11** autoclaves are now even better because they are made of a softer material that allows the door to open and close much easier.

Service Tip – To ensure that the autoclave door will open/close properly, the Dam Gasket must lie flat against the door plate - no gaps!

PRESSURE GAUGES RPI PART #'s PCG038 & PCG040

The Gauge (RPI Part #PCG040) is now a center-back-mount gauge and can be used in place of the PCG038.

The manufacturer of both gauges no longer makes a lower-back-mount gauge so as a replacement, RPI offers the PCG040 as a center-back-mount that fits the **Pelton & Crane Magna-clave®, OCM, OCR, and OCR+.**



RPI Part #PCG040

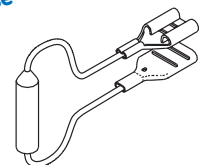
1. The RPI pressure gauge (RPI Part #PCG040) now has center-back-mount fittings.
2. The RPI pressure gauge (RPI Part #PCG038) has been replaced by the PCG040.

THERMAL FUSES RPI PART #'s ATF637 & ATF649

The Thermal Fuse (RPI Part #ATF637) that fits the **Air Techniques Peri-Pro®** film processor has been replaced with a new style thermal fuse that is common to all three film processors - the Peri-Pro®, Peri-Pro®II, and Peri-Pro®III.

The new style Thermal Fuse (RPI Part #ATF649) fits all three - the Peri-Pro, Peri-Pro II, and Peri-Pro III.

1 RPI Thermal Fuse fits all 3 Peri-Pro Film Processors



The above parts are manufactured by Replacement Parts Industries, Inc. to fit Pelton & Crane equipment. All product names used in this document are trademarks or registered trademarks of their respective holders. With PM poster 7/02.