





















REUSABLE: INDIVIDUAL DUAL/SHIELDED LEADWIRES

RPI PART #	DESCRIPTION	# OF LEADS	LENGTH	EQUIPMENT END	PATIENT END
LPB005	LEADWIRE BLACK 40" DUAL/PINCH	1	~40"	Dual/Shielded 	Pinch  BLACK
LPG005	LEADWIRE GREEN 40" DUAL/PINCH	1	~40"	Dual/Shielded 	Pinch  GREEN
LPN005	LEADWIRE BROWN 40" DUAL/PINCH	1	~40"	Dual/Shielded 	Pinch  BROWN
LPR005	LEADWIRE RED 40" DUAL/PINCH	1	~40"	Dual/Shielded 	Pinch  RED
LPW005	LEADWIRE WHITE 40" DUAL/PINCH	1	~40"	Dual/Shielded 	Pinch  WHITE
LSB005	LEADWIRE BLACK 40" DUAL/SNAP	1	~40"	Dual/Shielded 	Snap  BLACK
LSG005	LEADWIRE GREEN 40" DUAL/SNAP	1	~40"	Dual/Shielded 	Snap  GREEN
LSN005	LEADWIRE BROWN 40" DUAL/SNAP	1	~40"	Dual/Shielded 	Snap  BROWN
LSR005	LEADWIRE RED 40" DUAL/SNAP	1	~40"	Dual/Shielded 	Snap  RED
LSW005	LEADWIRE WHITE 40" DUAL/SNAP	1	~40"	Dual/Shielded 	Snap  WHITE