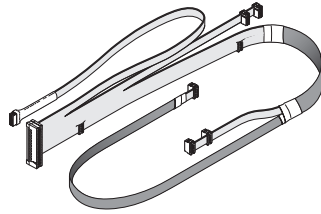




New parts to fit A-dec Dental Chairs!

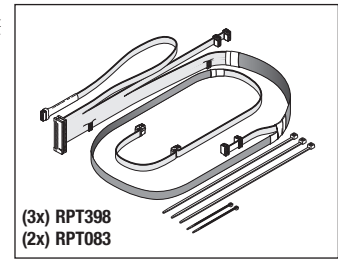
RPI Part #ADC204
OEM Part #61.0612.00

CABLE ASSY (MAIN)
 • Overall length: ~46"
Fits: Connects Chair Top, Chair Seat & Chair Base Assemblies
Models: Priority 1005 Chairs (serial #M1-0001 thru D3-0134)



RPI Part #ADC207
OEM Part #61.0599.00

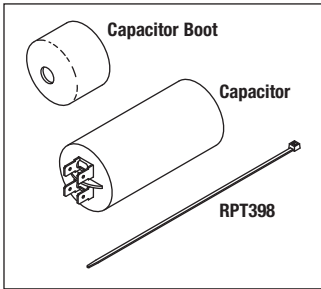
CABLE ASSY (MAIN)
 • Overall Length: ~68"
Fits: Connects Chair Top, Chair Seat and Chair Base Assemblies
Models: Priority 1005 Chairs (serial #D3-0135 thru H3-0067)



Includes all parts as shown!

RPI Part #ADK221
OEM Part #041.164.00 & 90.1031.00

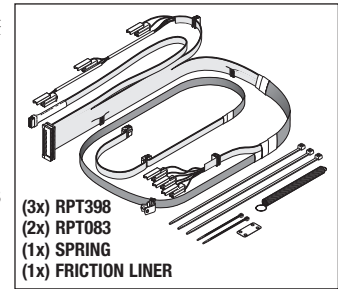
CAPACITOR KIT
 • 50uf, 280VAC, 50/60Hz
Fits: "B" Box
Models: Priority 1005 Chairs (serial #M1-0001 to present), Cascade, Decade, Positioner & Performer III Chairs



Includes all parts as shown!

RPI Part #ADK208
OEM Part #61.0668.00

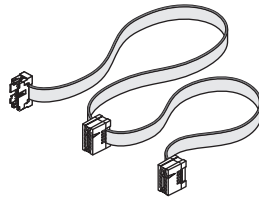
CABLE ASSY (MAIN COMPLETE)
 • Overall Length: ~70.50"
Fits: Connects chair Top, Chair Seat and Chair Base Assemblies
Models: Priority 1005 Chairs (serial #H3-0068 thru present)



Includes all parts as shown!

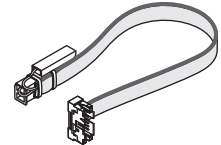
RPI Part #ADC205
OEM Part #61.0624.00

CABLE ASSY (CTRL SWITCHES)
 • Overall length: ~24"
Fits: Chair Back Assembly
Models: Priority 1005 Chairs (serial #M1-0001 thru D3-0134)



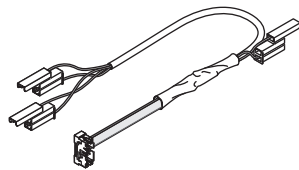
RPI Part #ADC209
OEM Part #61.0693.00

CABLE (PRE-POSITION BASE)
 • Overall Length: ~12.50"
Fits: Connects the Main Cable to Lift Pre-Position Assembly (OEM Part #61.0593.00)
Models: Priority 1005 chairs (serial #H3-0068 thru present)



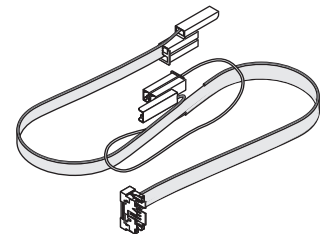
RPI Part #ADC206
OEM Part #61.0613.00

CABLE ASSY (LIFT LIMIT)
 • Over length: ~18.25"
Fits: Base Assembly
Models: Priority 1005 Chairs (serial #M1-0001 thru H3-0067)



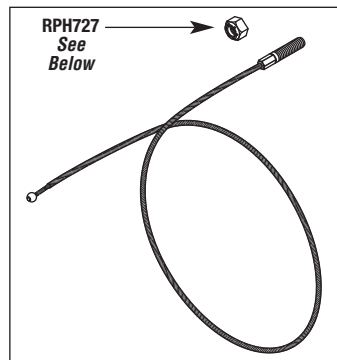
RPI Part #ADC210
OEM Part #61.0614.00

CABLE ASSY (STOP PLATE)
 • Overall Length: ~23.50"
Fits: Base Assembly
Models: Priority 1005 Chairs (serial #M1-0001 thru present)



RPI Part #ADC226
OEM Part #61.0025.00 (Cable) & 006.023.00 (Nut)

BRAKE CABLE
Fits: Swivel and Brake Assembly
Models: Priority 1005 Chairs (serial #M1-0001 thru H3-0067)

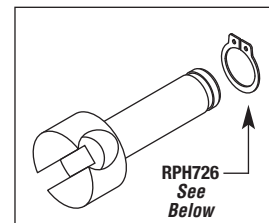


Includes all parts as shown!

Also available, NUT, HEX (1/4-20) (RPI Part #RPH727) -10/Pkg

RPI Part #ADM225
OEM Part #61.0081.00 (Mount) & 010.028.00 (Retaining Ring)

MOUNT (BRAKE CABLE)
Fits: Swivel and Brake Assembly
Models: Priority 1005 Chairs (serial #M1-0001 thru H3-0067)



Includes all parts as shown!

Also available, RETAINING RING (EXTERNAL) (RPI Part #RPH726) -10/Pkg



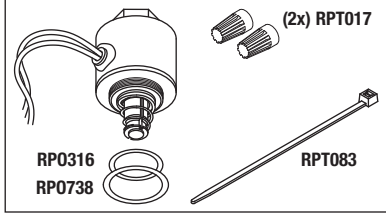
replacement parts industries, inc.

CALL (800) 221-9723 • FAX (818) 882-7028 • EMAIL order@rpiparts.com • WEBSITE www.rpiparts.com

The above parts are manufactured by Replacement Parts Industries, Inc. to fit A-dec equipment. All product names used in this document are trademarks or registered trademarks of their respective holders. Web 11/10

Dental Equipment

Model: Cascade 1040; Decade 1010, 1011, 1020 & 1021; Performer I, II & III; Positioner 1030; Priority 1005



Includes all parts as shown!

RPI Part #ADK220
OEM Part #60.0601.00



SOLENOID VALVE REPAIR KIT

• 24 VDC; 7.4 W; Coil ~78 Ω with ~18" lg black wires

Fits: Manifold Assembly

Models: Priority 1005 Chairs (serial #M1-0001 thru L3-0200)

Also available,

RPI Part #RPO316

OEM Part #030-015-02

O-RING -12/Pkg

RPI Part #RP0738

OEM Part #35.041.02



O-RING -10/Pkg

RPI Part #RPT083

OEM Part # (No OEM Part # Available)

CABLE TIE (4" WHITE) -25/Pkg



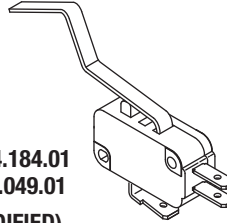
RPI Part #ADS211
New OEM Part #044.184.01
Old OEM Part #044.049.01

LIMIT SWITCH (MODIFIED)

• 15.1A @ 125/250 VAC

Fits: Various positions & chairs

Models: Cascade 1040; Decade 1010, 1011, 1020 & 1021; Performer III; Positioner 1030; Priority 1005 Chairs



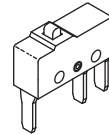
RPI Part #ADS223
OEM Part #041.119.00

SWITCH (MINIATURE)

• 10.1A @ 125/250VAC

Fits: 8 Function Footswitch (OEM Part #61.3043.80) 100VAC/120VAC & 240 VAC

Models: Priority 1005 Chairs (serial #M1-0001 to Present)



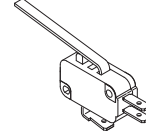
RPI Part #ADS212
New OEM Part #044.184.00
Old OEM Part #044.049.00

MICRO-SWITCH

• 15.1A @ 125/250 VAC

Fits: Various positions and chairs

Models: Decade 1010, 1011, 1020 & 1021; Performer I, II & III




RPI Part #ADS224
OEM Part #041.059.00

SWITCH (PUSHBUTTON)

• 5A @ 120VAC, 2.5A @ 220VAC

Fits: 8 Function Footswitch, Multi-Function Footswitch, Auto Return and Pre-position Assemblies

Models: Cascade 1040; Decade 1021; Priority 1005 Chairs (serial #D3-0135 to present)



RPI Part #ADH217
OEM Part #61.0217.01

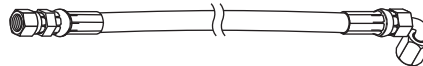
HOSE ASSY (TILT CYLINDER)

• Length: ~44.00"

• Fittings: 7/16-20 Flare Female x 7/16-20 Flare 90° Elbow

Fits: Tilt Cylinder

Models: Priority 1005 Chairs (serial #M1-0001 thru present)



RPI Part #ADH218
OEM Part #61.0218.01

HOSE ASSY (LIFT CYLINDER)

• Length: ~10.00"

• Fittings: 7/16-20 Flare Female x 7/16-20 Flare 90° Elbow

Fits: Lift Cylinder

Models: Priority 1005 Chairs (serial #M1-0001 thru present)



Don't Forget ...
RPI also carries

- Tilt Cylinders
- Lift Cylinders
- Hydraulic Fluid to fit A-dec Chairs.

Look inside for
new parts to fit
A-dec Dental Chairs!

ADDRESS SERVICES REQUESTED

PERMIT NO. Z399
VAN NUYS, CA
U.S. POSTAGE PAID
PRESORTED STANDARD

20338 Corisco Street • Chatsworth, California • 91311
replacement parts industries, inc.

