



The Alternative Source

SEPTEMBER 2009
VOLUME 9 NO 1

The Leader in Replacement Parts for Healthcare Equipment Since 1972

It Just Keeps "Getinge" Better – PM and Spare Parts Packages to Fit Castle/Getinge® Bulk Sterilizers

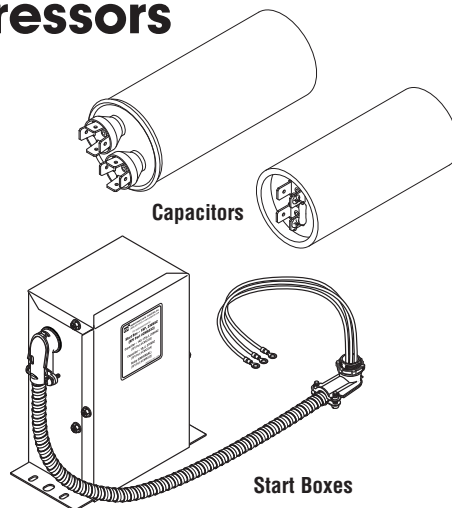
We are pleased to offer another round of parts for the maintenance and repair of Castle/Getinge bulk sterilizers. We strive to build a product line complete with all of the parts necessary to alleviate down time. We also understand the importance of making available the Spare Parts Packages and PM Kits that are used for preventive care and ease of ordering. We currently offer 15 Spare Parts Packages and PM Kits to fit the

3500 and 3600 series sterilizers covering everything from door gaskets to solenoid and check valve rebuild kits. We have also included rebuild kits for the steam traps, saving you the cost of the entire trap when replacing the entire assembly is not necessary. For a complete list of the new parts we offer to fit the Castle/Getinge bulk sterilizers, please see page 5, or visit our website, and go to either the "New Parts Index" or "RPI News!" button.

"Keep 'em Coming," They Say – RPI Introduces More New Parts For Dental Air Compressors

Continuing to add to RPI's ever expanding line of dental air compressor parts, RPI is proud to announce the addition of Start Boxes and Thermal Protectors for the Copeland lubricated dental air compressors that are used by several OEM's including: Air Techniques, Apollo/Midmark, DentalEZ/Custom Air/RamVac, Matrx, Midmark, and Tech West.

RPI now carries a Start Box for all of your electrical needs in the correct voltages for the horsepower of your motor. Each Start Box is ready to go – just bolt it down and hook it up and your doctor is back up and running. Each Start box will already have the correct Start and/or Run Capacitors installed along with RPI's unique and inventory saving Universal Relay.



RPI start boxes are made out of 20 gauge galvanized steel and have the electrical conduit pre-wired for fast installation.

The Universal Relay and all the Start or Run Capacitors are also sold as

Continued on the back page

RPI TAKES ACTION IN RESPONSE TO DRAGER MEDICAL RECALLS ON INFANT WARMERS

Within the past several months, Drager Medical has announced two recalls on infant radiant warmers – one recall for the Stabilet warmer, and another recall for the heating element and wire harness for the Resuscitaire warmer. Their recall notifications can be found on their website: www.draeger.com.


RPI parts were **not** involved in any incident regarding these recalls. However, due to the nature of the recalls and the recall notifications, RPI has taken action in support of these recalls.

The first recall concerned the infant radiant warmers labeled as *Hill-Rom Stabilet models 200, 300, 1250, 1500, 2000, 2200, 3000, and 3200*. Due to a serious incident in which an infant was injured while undergoing oxygen therapy under a Stabilet warmer, Drager Medical initiated a voluntary device removal.

At the time and in support of ECRI's recommendations that "if it is not practical to pull these units at this time, that they not be used in connection with oxygen therapy of infants", RPI decided to temporarily continue to support the Stabilet line of infant radiant warmers.

At this time, RPI is formally announcing that as of December 31, 2009, we will discontinue the selling of parts to fit the Stabilet.

Continued on the back page



Ira Lapidès
CEO & President
Replacement Parts Industries, Inc.


FROM THE DESK OF THE PRESIDENT

One of the comments that I frequently receive when I talk with customers is, “I didn’t know you had that!” To which my response usually is, “We’ve carried that part for x number of years now. Perhaps you missed seeing our yellow flyer when we first introduced it or when we added it to our catalog updates.”

Usually, we advertise new parts at least two or three times on paper, with an initial flyer, maybe a follow-up flyer, in our next newsletter, and in our annual catalog updates. All of our flyers are also found on our website in the “New Parts Index”, and we usually run some type of banner ad on our website announcing each set of new parts. Nonetheless, we are all very busy, and it’s easy to forget something we’ve received in the mail, or some part that we don’t need to order around the time we received the flyer. I know I cannot keep track of new announcements from our vendors very easily either.

So here's a suggestion. Every so often, maybe every three to six months, when you are on your own, take your RPI catalog out to lunch. It’s a cheap date, doesn’t eat much, doesn’t talk back, and is full of interesting information that could be valuable to you down the road. In fact, rediscovering one or two new parts (or old ones), will likely pay for that lunch many times over. Take notes to remind yourself of key parts that you find. And, if possible, take notes of parts that we do not carry that you would like us to add to our offerings and call, email, or fax that list to us. We always appreciate your input – and we pride ourselves on listening to you and making every effort possible to respond to your requests.

And, while you are at lunch, if you have not already done so, insert the latest catalog updates and remove the old pages. We continue to maintain our three-ring binder format with the catalog updates in an effort to keep our prices down. But, if you do need a completely new catalog, by all means, call us and we would be glad to ship one to you, free of charge. On that note, take a look at the photo to the right. It’s a work bench of one of our customers. And, note the first item on his “to do” list on the dry erase board right behind it – “RPI books/inserts!”



On a different subject, please take a moment to read the front page article regarding our discontinuing the sale of parts to fit Stabilet infant warmers, and the Drager Medical recall of the heating elements that fit the Resuscitaire Infant Radiant Warmers with specific date codes. Although RPI parts were not involved in any incident concerning parts for these devices, due to the nature of the incidents reported by Drager, we must support them in their efforts and their recommended actions.

THE RPI FAMILY

Hello, my name is Keith Gow and I work in the Marketing Department here at RPI.

I was born in Cheyenne, Wyoming and I am the youngest of three boys. My father was in the Air Force so we usually moved every couple of years. We quickly moved from Wyoming to California and then to North Dakota. After my father retired, we finally ended up in a small farm town in the northwest corner of Connecticut. It was a very nice place to live and we were all thankful we did not have to move anymore.

My life truly did not start until I went to college and met my beautiful wife, Deborah. As soon as I graduated from the University of Connecticut we jumped on a plane and moved to California to be closer to her family. I always swore to my parents that I would end up back in California!

My wife and I have been married for eleven years and we have an amazing 7 year old daughter, Rowan. My family is the most important part of my life and they are the source of my inspiration. When I am not at work, I am usually hanging out with my family embarking on any kind of adventure we can think of. I also enjoy painting and sculpting when ever I have the opportunity.



Keith Gow
Marketing

I have been with RPI for two years and I am so fortunate to be working with such a great group of enthusiastic and knowledgeable people. The caring nature of the people at RPI really make it seem like one big family. It is also refreshing to work for such a customer driven company. Thank you RPI!

Black Tip Lamp To fit the Belmont Clesta 501/502/505

... Now
Available!



For all of you who have been calling in and looking for the Black Tip Lamp to fit the Belmont Clesta models 501, 502 and 505 dental lights, your wait is over. RPI now has in stock the lamp you have been waiting for – it's RPI Part #LMP026. It's a 24VDC, 60W black tip lamp with a 1/4" quick connect tab that will fit the Clesta lights and give your doctors the full bright light they require.

Did You Know ...

Every day we have customers telling us bits and pieces of what they hear is going on in the wonderful world of replacement parts. Here's some of the information we have heard from you and then confirmed ourselves.

From the Pelton & Crane side of the fence, they still have limited parts available for the Chairman and Coachman chairs, and they have just discontinued carrying the Back Motor for the Chairman 5000.

For the LF light, Pelton & Crane has no mechanical parts available but electrical and optical parts are still in inventory. For the Spirit delivery units, the EC handpiece holders are no longer in stock from Pelton & Crane. For the Validator's, the solenoids are out of stock from Pelton & Crane.

So check with RPI first for all your replacement parts. For more than 37 years, our customers have relied on us for quality replacement parts, excellent customer service, and FREE technical assistance.

TECH TALK

Slight Door Leaks at Beginning of Sterilization Cycle

By Mark Micucci, RPI Product Development

For slight door leaks at the beginning of the sterilization cycle in the Midmark M9 and M11 units or the Pelton & Crane Validator and Delta series, try this: Inspect and, if need be, replace the Door Insulation Pads.

What happens is that after years of being squashed between the door locking mechanism and the gasket pan, the door insulation pads will lose some of their thickness and allow the door gasket to move away from the chamber lip just enough to allow water to leak out of the unit

until enough heat and pressure builds to inflate this style V gasket thus sealing the chamber. This is an easy fix to a common problem.

For RPI Door Insulation Pads to fit the Midmark M9, use RPI Part # MIP040, and MIP041 to fit the M11.

For the RPI pads to fit the Pelton & Crane Validator and Delta series, ask for RPI Part #PCP200 for the 8" chamber machines, and RPI Part #PCP201 for the 10" units.

It's Back ... Reintroducing The Manual Fill-Vent Valve Assembly To fit Midmark 7 & M7 Autoclaves

By Phil Goldstein, RPI Product Development

We are very pleased to announce the reintroduction of the manual Fill-Vent Valve Assembly to fit the Ritter Midmark 7 and M7 series autoclaves.

The original RPI Part #RCV052 has been carried over to this second generation. Its sleek new body style is supplied with the male connector fittings for your convenience and ease of installation. The body is brass and includes EP seals.

The Valve Assembly fits these models: M7 (011 Serial #'s MH3105 thru present and V2200 thru present; M7 (012) Serial #'s MJ1242 thru present and V2200 thru present; M7 (014) Serial #'s ML4210 thru present and V2200 thru present; and, M7 (013/015/016) all Serial #'s.

For your convenience, RPI also supplies a Valve Stem Repair Kit for this valve assembly, just ask for RPI Part #RCS098 or you can simply order the two O-rings (RPI Part #'s RPO306 and RPO307), and the Lubricant (RPI Part #RPL090) and rebuild the valve stem yourself. By the way, this Repair Kit also fits the original forged valve used by Wilmot Castle in the Model 7 sterilizer as well as the current Midmark valve.

And, if you need the Valve Stem Repair Kit for the original forged valve that RPI previously sold and obsoleted in 1999, we offer a kit with the stem and o-rings as a rebuild option. Just ask for RPI Part #RCS097.

WHAT'S NEW

The following new parts are now in stock,



TABLE & CHAIRS (EXAM/SURGICAL) Parts to fit MIDMARK® • RITTER® 100 & 300 Series

RPI PART #	OEM PART #	DESCRIPTION	MODELS with Prefix and Serial # Breakdown <i>Note: Part fits all prefixes and all serial #'s for models listed if not otherwise noted.</i>
MIC089	002-0094-00	BASE CYLINDER	105-001 thru -006; 107; 305-001 thru -004; 307-001 thru -007
MIC111	002-0100-00	BACK CYLINDER	105-001 thru -006; 305-001 thru -004
MIC112	002-0137-00	TILT CYLINDER	112-001; 113-001; 117-001 thru -003 serial #'s AJ1000 thru AJ3143
MIC113	002-0271-00	TILT CYLINDER	117-001 thru -003 serial #'s AJ3144 & FE1000 thru present; 317-001
MIC114	002-0346-00	BACK CYLINDER	117-001 thru -003 serial #'s FE1000 thru present; 119-001 thru -016 serial #'s BY2006, CA1191, DF2695, EM1000, EN1000, EY1000, EZ1000 & HK1000 thru present; 311-005; 317-001; 318-001; 319-003 thru -006 with prefixes HN, KK, KL & V
MIH100	002-0144-00 002-0054-00	POWER HOSE	106-001 thru -004; 306-001 thru -003
MIH101	002-0143-00 002-0053-00	RETURN HOSE	106-001 thru -004; 306-001 thru -003
MIH102	002-0095-00	RETURN HOSE	107; 307-001 thru -007
MIH103	002-0096-00	POWER HOSE	107; 307-001 thru -007
MIH104	002-0004-00	POWER HOSE	110-001
MIH105	002-0109-00	POWER HOSE	105-001 thru -002 serial #'s G1000 thru G1324 and H1000 thru H1019
MIH106	002-0005-00	RETURN HOSE	110-001
MIH107	002-0098-00	RETURN HOSE	105-001 thru -006 serial #'s G1325, H1020, V1000, CF1000, CG1000 & CA1000 thru present; 305-001 thru -004
MIH108	002-0099-00	POWER HOSE	105-001 thru -006 serial #'s G1325, H1020, V1000, CF1000, CG1000 & CA1000 thru present; 305-001 thru -004
MIH109	002-0110-00	RETURN HOSE	105-001 thru -002 serial #'s G1000 thru G1324 and H1000 thru H1019



DENTAL COMPRESSORS

Parts to fit Air Techniques, Apollo, DentalEZ®, Matrix, Midmark, Tech West/Turbine, Ind.

RPI PART #	DESCRIPTION	AIR TECHNIQUES	APOLLO/MIDMARK®	DENTALEZ®	MATRIX/MIDMARK®	MIDMARK®	TECH WEST/TURBINE, IND.
CMR032	RELAY (UNIVERSAL) • 110-270V single phase • Max voltage contact rating: 502V • Motor power rating: up to 10HP	60501	HCA30652	645011010*	77001344*	77001344*	PR-115
		62501	HCA30653	645011011*	77001346*	77001346*	PR-208
		64501	HCA30654				
		66501	HCA30655				
CMC031	CAPACITOR (20µf, 440V, 50/60Hz.)	66516	HCA30622		77001346*	77001346*	RCC-208
CMC034	CAPACITOR (10µf, 370V, 50/60Hz.)			645011011*			
CMC037	CAPACITOR (40µf, 370V, 50/60Hz.)	62503	HCA30620	645011010*	77001346*	77001346*	RCC-115
CMA029	START BOX (1HP, 208/230V)	66515	SPD95291		77001346	77001346	CRA-208
CMA033	START BOX (1HP, 230V)	66500	SPD95290	645011011	77001344		CRA-230
CMA035	START BOX (1HP, 115V)	62500	SPD95280	645011010	77001345		CRA-115
CMA039	START BOX (3/4HP, 208/230V)	64515	SPD95285 SPD95286				
CMA041	START BOX (3/4HP, 115V)	60500	SPD95275				
CMC030	CAPACITOR (145-174µf, 250V, 50/60Hz.)	64502	HCA30625		77001344*	77001344*	SCC-230
					77001345*	77001345*	
					77001346*	77001346*	
CMC036	CAPACITOR (430-516µf, 115V, 50/60Hz.)	62502	HCA30628		77001345*	77001345*	SCC-115
CMC042	CAPACITOR (540-648µf, 115V, 50/60Hz.)	60502	HCA30626				
CMP061	THERMAL PROTECTOR ASSEMBLY	66504	HCA30615	No OEM Part # available	61894802	61894802	KOPC-230
CMP062	THERMAL PROTECTOR ASSEMBLY	62504	HCA30610	No OEM Part # available	61894801	61894801	KOPC-230
CMP063	THERMAL PROTECTOR ASSEMBLY	64503	HCA30605				
CMP064	THERMAL PROTECTOR ASSEMBLY	64503	HCA30600				

* The OEM does not list an individual part number, however the part is included in the OEM Part Number noted.

FROM RPI

ready to ship the day your order is received!



BULK STERILIZERS Parts to fit CASTLE/GETINGE

RPI PART #	OEM PART #	DESCRIPTION	MODELS
CSD051	517153	Diaphragm Replacement 1.0	3522, 3523, 3525, 3533
CSF052	61301600303	Filter, Air-In	100, 200, 400/500, 3522, 3523, 3525, 3533, 3622, 3633, 4200MPS, 6900AMPS
CSK048	68164	Solenoid Valve Repair Kit	3522, 3525, 3533
CSK050	54187	Solenoid Valve Repair Kit	3525, 4200MPS, 6900AMPS
CSK060	27557	Steam Trap Rebuild Kit	200, 3622, 3633, 4200MPS, 6900AMPS
CSK065	513700	Check Valve Rebuild Kit	3522, 3523, 3525, 3533, 3622, 3633
CSK066	513369	Check Valve Rebuild Kit	100, 200, 400/500, 700, 800, 3522, 3523, 3525, 3533, 3622, 3633, 4200MPS, 6900AMPS
CSK067	<i>(No OEM Part # Available)</i>	Steam Trap Rebuild Kit	100, 200, 400/500, 700, 800, 3522, 3523, 3525, 3533, 3622, 3633
CSP036	61301602085	PM Pkg (Solenoid Valves)	3522, 3523, 3533
CSP037	61301602090	PM Pkg (Solenoid Valves)	3525
CSP038	61301602091	PM Pkg (Filter & Screen)	3522, 3523, 3525, 3533
CSP039	61301602087	PM Pkg (Stm Trap & Chk Vlv)	3525
CSP040	61301602092	PM Pkg (Stm Trap & Chk Vlv)	3525
CSP041	61301602510	Spare Parts Package	3525
CSP042	61301602498	Spare Parts Package	3522
CSP043	61301602499	Spare Parts Package	3523
CSP044	61301602500	Spare Parts Package	3533
CSP045	61301602501	Spare Parts Package	3522
CSP046	61301602502	Spare Parts Package	3523
CSP047	61301602503	Spare Parts Package	3533
CSP068	61301602079	PM Pkg (Stm Trap & Chk Vlv)	3622, 3633
CSP069	<i>(No OEM Part # Available)</i>	PM Pkg (Stm Trap & Chk Vlv)	3522, 3523, 3525, 3533
CSP070	<i>(No OEM Part # Available)</i>	PM Pkg (Stm Trap & Chk Vlv)	3622, 3633
CSR028	86407	Solid State Relay	3522, 3523, 3525, 3533, 3622, 3623, 3633
CSR029	86408	Solid State Relay	3522, 3523, 3525, 3533, 3622, 3623, 3633
CSS053	43907	Screen Filter	3522, 3523, 3525, 3533, 3622, 3633
CSS054	45690	Screen, Detergent	3522, 3523, 3525, 3533, 3622, 3633
CST059	61301602492	Steam Trap	100, 200, 400/500, 700, 800, 3522, 3523, 3525, 3533, 3622, 3633
CSV033	56913	Safety Relief Valve	3622, 3633
CSV034	61301604180	Safety Relief Valve	3522, 3523, 3525, 3533
CSV035	532554	Relief Valve	3622, 3633
CSV056	14010	Check Valve	3522, 3523, 3525, 3533
CSV057	19114	Check Valve	3522, 3523, 3525, 3533
CSV058	08045	Check Valve	3522, 3523, 3525, 3533

- RPI PM Packages and Spare Parts Packages shown in **BOLD** are composed of RPI Parts that are also sold separately.
- RPI Part #'s shown in **BOLD ITALICS** are also available in one or more PM Package or Spare Parts Package.



DENTAL LIGHTS Part to fit BELMONT CLESTA

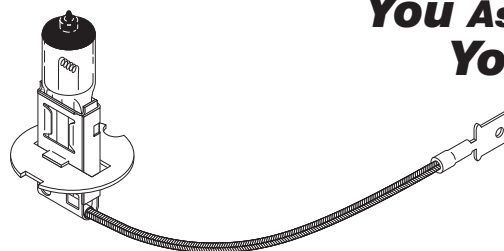
New Black Tip Lamp!

LAMP (BLACK TIP; HALOGEN BULB)

RPI Part #LMP026

OEM Part #501-074

- 24 VDC; 60W; With 1/4" Quick Connect Tab
- Models:** Clesta models 501, 502 & 505



**You Asked For It ...
You Got It!**



8 to 4
NO MORE

Sherry Lapidès
Vice President, Customer Relations
Replacement Parts Industries, Inc.

AI was very happy at the beginning of May when we finally took our motorhome out again. We did not use it last year because of a family trip to the Calgary Stampede and Canadian Rockies and then to British Columbia for a few days of salmon fishing with Ira and his family.

This year we decided to concentrate on the Southwest USA – Arizona, New Mexico and Texas, revisiting some familiar spots and seeing some new ones.

Our first stop was in the Phoenix area, where we visited with some old friends, including Al Goldstein, who is the father of our product engineer, Phil Goldstein, and a long time customer, advisor, and friend.

We stopped at Tombstone to see the reenactment of the gunfight at the OK Corral (sort of hokey, but fun) and then headed south to visit the Karchner Caverns and then the Carlsbad Caverns, which I have wanted to see since I was in grade school. They are magnificent!

We made a short stop in Alamogordo to see the NASA museum there and Al was quite excited to see on display a missile he had worked on when he was in the aerospace industry.

The Odessa-Midland area in Texas has a wonderful new museum showcasing the history of all of our presidents and has hand-sewn replicas of inaugural gowns worn by first ladies. What a labor of love!

On down to Big Bend National Park where it was too hot and humid to spend more than one night. Great views of the Rio Grande River and some stark but beautiful mountains.

We really fell in love with the Texas hill country around Fredericksburg and spent six days there, visiting the LBJ ranch, Austin (LBJ Library), San Antonio and three times at the Admiral Nimitz birthplace and museum and the wonderful Museum of the Pacific War. Al really enjoyed that museum and the several airplane museums we came across during our travels.

continued on the back page



AL'S VIEW

Al Lapidès
CEO Emeritus & Chairman of the Board
Replacement Parts Industries, Inc.

FROM THE OLD CURMUDGEON

Thomas Wolfe wrote that you can't go back again.

In my case he was wrong twice. Both times were absolutely wonderful. While I was a student at the University of California, Berkeley (Cal), I was a cox'n (coxswain) on crew. For those of you who aren't familiar with this sport it is about eight individuals and a cox'n rowing a shell (about 2' wide by 62' long). It is a sport which requires the greatest and most precise teamwork of any team sport. Every movement made by each oarsman must be precisely the same. A millisecond off can be the difference of winning or losing a race.

After graduation, I did some work with the USC and UCLA crews, but that was stopped by my active duty during the Korean War. Thirty years later I coxed at Cal while our oldest son, Larry, was a student there. This year, another thirty years later, I did it again. Both times it was on our annual crew alumni day. The coach was the U.S. Olympic coach last year. He insisted I get in a shell for the alumni crew race. Since I was the oldest cox'n there, they gave me the youngest set of oarsmen. The oldest graduated in 2001 and the youngest graduated in 2008. Four of the oarsmen had been in the Olympics and two of them had won silver medals. Needless to say, we won the race by "a mile".

There are two points I want to make from this. The first point is the teamwork demanded in crew racing. Teamwork is essential to winning in your service work as well. Even though it may not require the exactness of a crew, it does require coordination and teamwork of all the elements of your profession to ensure that parts are in inventory in a timely manner and the work is done properly and on time. Teamwork is essential, especially in our industry.

The second is that both times, I went back again. When I'm in a shell on the water, it's just as it was when I was in college. Nothing seems to have changed. Government Island and the Coast Guard Cutters were in the same place, the ships were tied up to the docks, and there were the same bridges to row under. I had gone back, if only for a very short while. I hope that some day, when you go back, to where ever that may be, that you have just as an exhilarating of an experience as I had. Contrary to Mr. Wolfe, I believe you can go back.



Midmark • Ritter Tables & Chairs ... Replacing Hoses

By Neil Blagman
RPI Product Development

Recently, RPI introduced Power Hoses, Return Hoses, and Cylinders to fit a variety of Midmark•Ritter tables and chairs, so I thought this would be a good time to offer a tip on the effects of too much torque.

When attaching hydraulic hoses to the RPI cylinders, be sure to torque the hose fittings between 55-60 Inch Pounds only. Additional torque could damage the threads in the cylinders.

When replacing hydraulic hoses, route the hoses exactly as the original was installed to avoid pinching, chaffing and premature wear.

Finally, remember to replace any clamps, cable ties and safety devices that you may have removed while installing new cylinders and hoses.

For a complete listing of all the new parts RPI has to fit Midmark•Ritter tables and chairs, please see page 4, and for a listing of all parts to fit these tables and chairs, please go to the RPI website, click on "Tech Help", and go directly to "At-a-Glance Cross Reference Tables".

RPI has Parts to Fit Dinamap 8100 & 8100T

RPI offers repair parts to fit the GE/Critikon Dinamap 8100 and 8100T non-invasive blood pressure machines including the Battery Pack, Front Panel Overlays, Pump Assembly, Temperature Probe Connectors, and several additional connectors, cables and power cords.

Look to RPI for Parts to fit Pelton & Crane Delta Sterilizers

We cross-referenced parts for the Pelton & Crane Delta sterilizer against RPI parts that fit other Pelton & Crane sterilizers. The result was a great list of parts that fit the AE8, XL8, Q8, AF10, XL10 and Q10. But we didn't stop there. We also added new parts to the list. Take a look below at the chart.

The new parts we added include the Water Level Assembly, Pump, Reservoir, and Surface Sensor Assembly. We also upgraded our PM Kits to include the HEPA Filter (RPI Part #RPF644) and the new Filter In-Line Assembly (RPI Part #PCF233). These upgraded kits have new part #'s – PCK231 and PCK232. Update your catalog, Section 10, page 1000, by adding these two filters to the PM Kits and replacing Part #PCK222 with PCK231 for the 8" units; and, PCK223 with PCK232 for the 10" units.

RPI PART #	OEM PART #	DESCRIPTION	AE8	XL8	Q8	AF10	XL10	Q10
ADC058	(OEM # N/A)	CORD CLIP	•	•	•	•	•	•
AMV097	4205055	SAFETY RELIEF VALVE	•	•	•	•	•	•
ILS014	026169	SPANNER NUT	•	•	•	•	•	•
PCC176	1881106	CONDENS COIL W/FITTING	•	•	•	•	•	•
PCF009	1881031	FILTER - FILL LINE	•	•	•	•	•	•
PCF179	1539308	RUBBER FOOT ASSY	•	•	•	•	•	•
PCF180	1881122	FRONT LEVELING FOOT	•	•	•	•	•	•
PCF233	040978	FILTER IN-LINE ASSY	•	•	•	•	•	•
PCG065	1539241	DOOR GASKET	•	•	•			
PCG066	1539407	DOOR GASKET					•	•
PCH096	019769	HEATER & PLUG ASSY				1	•	•
PCK167	9432311	RESERVOIR FILTER KIT	•	•	•	•	•	•
PCK171	1539449	COUPL-VENT/COND KIT	•	•	•	•	•	•
PCK202	5151787/9442922-V	FILL/VENT PLUNGER KIT	•	•	•	•	•	•
PCK203	5151803/9442930-V	DUMP PLUNGER KIT	•	•	•	•	•	•
PCK204	5151795/9442948-V	BELLOWS PLUNGER KIT	•	•	•	•	•	•
PCK225	004439	FILTER & TUBE KIT	•	•	•	•	•	•
PCK231	1539241	STERILIZER PM KIT	•	•	•			
PCK232	1539407	STERILIZER PM KIT				•	•	•
PCL229	3325052	WATER LEVEL ASSY	•	•	•	•	•	•
PCN136	004076	SPEEDNUT	•	•	•	•	•	•
PCP200	1539514	INSULATION PAD	•	•	•			
PCP201	1539720	INSULATION PAD				•	•	•
PCP228	3325086	PUMP (115VAC)	•	•	•	•	•	•
PCR227	33 39 913	RESERVOIR (UPGRADE)	•	•	•	•	•	•
PCS067	3322281	SPACER (DOOR)	•	•	•	•	•	•
PCS170	1539936	BLACK COVER SCREW	•	•	•	•	•	•
PCS230	254544/3325094	SURFACE SENSOR ASSY	•	•	•	•	•	•
PCT010	1881023	FILL CHAMBER TUBE	•	•	•	•	•	•
PCT142	1539357	INSTRUMENT TRAY (SM)				•	•	•
PCT143	1539340/044159	INSTRUMENT TRAY (LG)				•	•	•
PCT192	1521512	OVERHEAT THERMOSTAT	•	•	•	•	•	•
PCW177	1539563	MANIFOLD WASHER	•	•	•	•	•	•
RPB365	7740640	STRAIN RELIEF (2)	•	•	•	•	•	•
RPC288	1530661	POWER CORD	•	•	•	•	•	•
RPC463	044176	KWIK™ CLAMP (6/PKG)	•	•	•	•	•	•
RPF426	1522494	FEMALE QC FITTING (GRY)	•	•	•	•	•	•
RPF427	1522502	MALE QC FITTING (GRY)	•	•	•	•	•	•
RPF644	4197146	HEPA FILTER	•	•	•	•	•	•
RPF687	1539381	ELBOW FITTING	•	•	•	•	•	•
RPH285	1522510	DRAIN HOSE (4)	•	•	•	•	•	•
RPI268	(OEM # N/A)	CHAMBER INSULATION	•	•	•			
RPI269	(OEM # N/A)	CHAMBER INSULATION				•	•	•
RPK431	4193376	DRAIN TUBE ASSY KIT	•	•	•	•	•	•
RPM542	(OEM # N/A)	CABLE TIE MOUNT (4-WAY)	•	•	•	•	•	•
RPO343	9435546	O-RING (12/PKG)	•	•	•	•	•	•
RPO358	1881072	O-RING (6/PKG)	•	•	•	•	•	•
RPT462	9448598	TUBING (SILBRADE®) (3&4)	•	•	•	•	•	•

1 = Fits Serial #'s 006000 and above 2 = RPI is same fit and function as OEM, but does not look like the OEM's. 3 = Use with HEPA Filter (RPI Part #RPF644); (4) Sold by the foot.

Drager Medical Recalls On Radiant Infant Warmers

(Continued from front page)

The **second** Drager recall was issued concerning the heater element for the Resuscitaire infant radiant warmer. Drager received one report from the field of a heater element failure that resulted in flame and smoke aerating from the top of the warmer assembly. Their investigation of the incident revealed that there was a mis-positioned crimp which resulted in high contact resistance at the fast on connector that could result in serious injury or death. As a result, Drager issued a voluntary recall notification for the heating element with specific date codes that fit the **Resuscitaire models RW82, RW82VHA, WBR82 and WMRW82.**

The RPI Heating Element (RPI Part #AIH097) that fits these models is manufactured by the same company that manufactures the heating elements distributed by Drager.

"We have been in contact with our manufacturer, and based on their investigation, we recommend that if you locate an RPI heating element with part # "AIH097" and any date stamp ending in A7 including 15A7 and 48A7 and the heating element gives your facility any cause for concern, please immediately remove the element from use and/or stock, and contact RPI for a replacement at no charge", said Ira Lapidés, president of RPI.

If you have any questions, please call our Product Development Department at (800) 221-9723, x135.

8 to 4 No More by Sherry Lapidés

(Continued from page 6)

From there we went to Santa Fe, one of our favorite places to visit, then to Flagstaff for a few days, and back home again.

We have spent time in just about all areas of the USA, from Key West to Puget Sound and Maine to San Diego and most states in between and feel very fortunate to live in a land of such infinite variety, both in its countryside and its people.

Al and I really enjoy traveling in our motorhome, especially when we have the chance to meet up with our customers to personally thank them for their confidence and trust in RPI.

Keep 'em Coming – More Dental Air Compressor Parts

(Continued from front page)

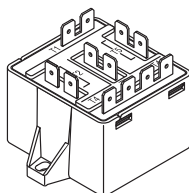
individual parts so that you can quickly replace any one of them if you should come across a component failure while servicing any Copeland lubricated dental air compressor in the field.

RPI's Relay (RPI Part #CMR032) is a universal replacement for any relay that uses 110 to 270 VAC Single Phase with a Max Voltage Contact Rating up

to 502 VAC and will work on motors up to 10 HP.

This new RPI part will allow you to replace all standard start relays in your parts inventory and help reduce your inventory costs.

Along with the new Start Boxes, RPI now has a variety of Thermal Protectors for your Copeland lubricated dental air compressors. These



Universal Relay
RPI Part #CMR032

overtemp protectors fit inside the head assembly of the compressor and come with the rubber clamp to hold them securely in place. Each Thermal Protector is matched to the proper voltage and horsepower to ensure proper protection.

For a complete listing of all the new dental air compressor parts and the OEM's they fit, please see the chart on page 4 of this newsletter, or visit our website, and go to either the "New Parts Index" or "RPI News!" button. It's the RPI Advantage!

All rights reserved. No part of this newsletter may be reproduced or utilized in any form or by any other means without permission in writing from the Publisher. Inquiries should be addressed to: RPI, Marketing Department, P.O. Box 5019, Chatsworth, California 91313-5019. Additional copies of The Alternate Source® may be obtained by contacting RPI. Please feel free to Call: (800) 221-9723, Fax: (818) 882-7028, or E-Mail: moreinfo@rpiiparts.com your request. Parts mentioned in this newsletter are manufactured by Replacement Parts Industries, Inc. to fit the equipment noted. All product names used in this document are trademarks or registered trademarks of their respective holders. RPI © 2009.

CALL (800) 221-9723 or (818) 882-8611 • FAX (818) 882-7028 • WEBSITE www.rpiiparts.com

E-MAIL moreinfo@rpiiparts.com • EMAIL order@rpiiparts.com • EMAIL techhelp@rpiiparts.com



replacement parts industries, inc.

"The Alternate Source®"

P.O. Box 5019, Chatsworth, CA 91313-5019

Especially for . . .

PRESORTED STANDARD
U.S. POSTAGE
PAID
VAN NUYS, CA
PERMIT #2399