



PROPOSITION 65

Your right to know!

Proposition 65 requires California to publish a list of chemicals known to cause cancer, birth defects, or other reproductive harm. This list, which must be updated at least once a year, has grown to include approximately 900 chemicals since it was first published in 1987.

Proposition 65 also requires businesses to provide warnings to Californians about significant exposures to chemicals. Recent changes to the regulations regarding Prop 65 require the warnings to include specifically naming the chemical or compound from the Prop 65 list that is contained in a given product.

RPI is complying with these requirements through changes to our parts and kits labels. We now include a Prop 65 Warning that states the harm that can be caused by the impacted chemical(s) contained in the part. In addition, our labels include the Prop 65 website address at which more information can be found.

Changes to the RPI website regarding Prop 65 Warnings have also been made. A Warning which includes the name of the chemical(s) that is contained in the part can be viewed on each part's page by clicking on the Prop 65 icon at the top of the page.



While Prop 65 does not apply to products sold in states other than California, it would be quite difficult to separate sales within and outside California, so all RPI parts that require a Prop 65 Warning will carry that warning on our labels.

To learn more about Prop 65, go to:
<https://oehha.ca.gov/proposition-65>.

Announcing A New Line of Parts to Fit DentalEZ® Osprey® Dental Compressors

By Mark Micucci, RPI Product Development

After a long migration, RPI is proud to announce the arrival of a new line of parts to fit DentalEZ® Osprey® Dental Compressors, Models 13, 22, 23, 24, 25 and 28!

First up are the compressor PM Kits to fit the Osprey's. These new PM

Kits contain the coalescing filter element, particulate filter element and the air filter elements needed for each model, along with PM stickers that allow you, and your customer, to keep track of completed and upcoming PM's.

Next up is the Coalescing Filter Assembly (RPI Part #CMA229) and Particulate Filter Assembly (RPI Part #CMA230). An RPI Advantage to help make your job easier when repairing the Coalescing and Particulate Filter Assemblies is that RPI is proud to sell the individual components separately. (Please see

Continued on the back page

Compressor PM Kit (RPI Part #CMK223)
Fits Osprey models: 13, 22 & 23

Compressor PM Kit (RPI Part #CMK226)
Fits Osprey model: 24

Compressor PM Kit (RPI Part #CMK224)
Fits Osprey model: 25

Compressor PM Kit (RPI Part #CMK225)
Fits Osprey model: 28

Sterrad 100NX: Be Sure to Plan Your Next Maintenance with RPI PM Kits

By Phil Goldstein, RPI Product Development

Our line of Planned Maintenance Kits and to fit the Sterrad low temperature gas plasma sterilizers has expanded to cover the model 100NX.

The bi-annual PM-1 Kit (RPI Part #SDK058) includes all the items that are required to be replaced every six months, such as the Vacuum Pump Oil (RPI Part #RXL028), Oil Mist Filter (RPI Part #SDF061), and more.

We also offer a Chamber Plastics Kit (RPI Part #SDK037) with all of the chamber/electrode shelf supports and spacers.

The annual PM-2 Kit (RPI Part #SDK059) has everything the PM-1 Kit and Chamber Plastics Kit include, in addition to all of the other parts

Fits Sterrad Model 100S

- PM-1 RPI (Part # SDK020)
- PM-2 RPI (Part # SDK060)
- Chamber Plastics Kit (RPI Part # SDK032)

Fits Sterrad Model 100NX

- PM-1 (RPI Part # SDK058)
- PM-2 (RPI Part # SDK059)
- Chamber Plastics Kit (RPI Part # SDK037)

Fits Sterrad Model NX

Adixen Pfeiffer Vacuum Pump

- PM-1 (RPI Part # SDK004)
Adixen Pfeiffer Vacuum pump
- PM-2 (RPI Part # SDK003)
Adixen Pfeiffer Vacuum pump

Fits Sterrad Model NX

Leybold Vacuum Pump

- PM-1 (RPI Part # SDK075)
Leybold Vacuum pump
- PM-2 (RPI Part # SDK076)
Leybold Vacuum pump
- Chamber Plastics Kit (RPI Part # SDK016)

Two different vacuum pumps were used on the model NX. Make sure to match the correct vacuum pump oil with the corresponding pump.

Continued on the back page



Ira Lapidès
CEO & President
Replacement Parts Industries, Inc.

FROM THE DESK OF THE PRESIDENT

Well Now, That Was Fun!

Our Move, the Ribbon Cutting Ceremony, our Open House & More

Well, that was fun! On the afternoon of Friday, June 8th, we began the move to our new location. We unplugged the phone system, shut



down computers, then loaded it all into a moving van for the 15 mile journey north to our new building. Awaiting the van's arrival was our amazing IT team who had completely pre-wired the new building before we moved so that we could simply plug-and-play as soon as we walked into the new location.

That was the start of our move from the old building in Chatsworth, to our new, more spacious offices and warehouse in Simi Valley, California. Thinking back, it was amazing how cramped we really were in that old building!

The next morning, three very large moving trucks parked outside our old building. Moving men and RPI employees worked

side-by-side, packing up everything that wasn't nailed down. We also had a team at the new building directing the movers, unpacking boxes, and setting it up according to plan.

To help ensure a smooth move, we purchased and installed new workstations for our Customer Service and Tech Support/Product Development as well as much needed new shelving for our Warehouse. We were really out of space in our old building.



First up was moving our Customer Service Department, shipping stations, and ready inventory so that we could be up-and-running, taking and shipping orders on Monday morning.

By the end of the weekend, we had also moved our Product Development, Accounting, and Purchasing departments. Each of the three moving vans made two or three trips every day. Music, donuts, pizza, and lots of water (it was very hot that weekend!) fueled the move, as it was hard work but a lot of fun as well. I am very proud of our entire staff at RPI for accomplishing this huge task in such great spirits, and the end results really show.



Our goal was to make this move as seamless as possible to you, our customers, and I think we did a pretty good job accomplishing that goal. There were a few boxes of inventory that took an extra day or so to find, as getting our 3700 sku's and all associated components, and bulk stock reorganized took some time. Our team really did a fine job.

Two months later, we hosted an open house and ribbon cutting ceremony. The Simi Valley Chamber of Commerce helped to coordinate the festivities, the mayor of Simi Valley welcomed us, customers and vendors attended, and the local Kiwanis Club grilled hamburgers and hot dogs for a delicious lunch. It was a great day for everyone!

Please accept our open invitation to stop by and visit us next time you are in Southern California! We look forward to seeing you, and giving you the grand tour of our new building.



NOT WANTED!

AT THIS TIME ARE THE
NEWER GREEN PC BOARDS



*Hold on to your Control PC Boards
that fit the newer style sterilizers
RPI is not buying them right now!*

Not wanted at this time, but
hold on to them until we are
ready to buy them again!

Good news. Our inventory is at
full capacity for the "green"
Control PC Boards (RPI Part
#MIB129) that fit the **newer** style
UltraClave® Models #'s 020-022
(OEM Part #002-0762-00).

So when you need one, just send
us your old board in exchange*
for an RPI refurbished board, and
ask for RPI Part #MIB129.

Please keep in mind that since our
inventory is at full capacity for our
MIB129 boards, we are **not** buy-
ing them at this time – please hold
onto them because at some point
in the future we will start buying
them again. We will keep you
updated, and let you know when
we start buying them again.

WANTED!

REWARD OFFERED FOR
OLDER STYLE PC BOARDS



RPI is offering a \$100 reward
for the Control PC Boards that
fit the older style sterilizers!*

Wanted PC Boards that fit
older style sterilizers!

RPI is still buying the Control PC
Boards that fit the **older** style
Midmark®•Ritter® M9 and M11
UltraClaves®. These are the steriliz-
ers with the red LED display. As
you know, RPI offers a \$100.00
reward* for the following PC
Boards without the brackets:

- PC Board (RPI Part #MIB130)
M9-001 thru 019
Serial Numbers CZ, DA, DB, DX,
DY, FD & OM
- PC Board (RPI Part #MIB131)
M11-001 thru 019
Serial Numbers with ES, ET, FP,
FR & GB

Call us before you send in your
boards without the brackets, and
we will send you a free shipping
box with a pre-paid return-ship-
ping label.

WANTED!

REWARD OFFERED FOR
RED PC BOARDS



*RPI is offering a \$100 reward for
the RED Control PC Board
with the bracket!**

Wanted RED PC Boards!

As you know, RPI currently has a
Core Exchange program for the
"green" Control PC Boards that fit
the Midmark®•Ritter® M9 and M11
UltraClave® units.

Now we are considering the possi-
bility of creating a similar program
for the "red" Control PC Boards
that fit the **newer** style M9 and
M11 UltraClaves®.

Nothing is definite yet as it
depends on the response we
receive to our request for these
used, non-operational red Control
PC Boards with brackets. This is
where you come in – please send us
your used, non-operational red
boards with the bracket. We will refer
to this board as RPI Part #MIB132.

**To receive a \$100 reward*, send us
your red Control PC Boards with
the bracket that fit the newer style
UltraClave® Models #'s 020-022,
OEM Part # 002-1992-00 (Serial
Numbers V1697650 thru Present).
Also note that these are the steril-
izers with the green LCD display.**

Call us before you send in your red
Control PC Boards with brackets,
and we will send you a free ship-
ping box with a pre-paid return-shi-
pping label.

*RPI PC Board Core Exchange Program Details

Once the used, non-operational PC Board has been received by RPI, the condition of the Board will be inspected. No credit will be issued for PC Boards with burn holes, burnt traces or obvious damage. We do not buy and will not accept as cores or as an exchange any 220 volt boards (OEM # 002-1992-01) or any "D" type boards (OEM # 002-1992-02) at this time. After inspection, and if the board is considered to be in reasonable condition, we will credit your RPI account for \$100.00. **Regarding** brackets for PC Boards (RPI Part #MIB129), if the mounting bracket is not included or not in reasonable condition, or if rust appears on the bracket then a \$75.00 credit will be given. **Reminder** – the PC Board (RPI Part #MIB129) is available, but we are not buying these boards at this time.

WHAT'S NEW

The following new parts are now in stock,

DENTAL EQUIPMENT

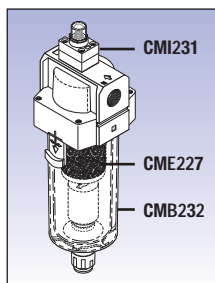
New Line of Parts to fit DentalEZ® Osprey® Dental Compressors

COALESCING FILTER ASSEMBLY

RPI Part #CMA229

OEM Part #004960

Models: Osprey 13,
Osprey 22, Osprey
23, Osprey 24,
Osprey 25 &
Osprey 28

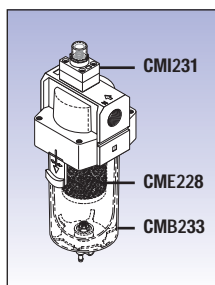


PARTICULATE FILTER ASSEMBLY

RPI Part #CMA230

OEM Part #004961

Models: Osprey 13,
Osprey 22, Osprey
23, Osprey 24,
Osprey 25 &
Osprey 28



BOWL (AUTO DRAIN)

RPI Part #CMB232

OEM Part # (No OEM Part # Available)

Models: Osprey 13, Osprey 22, Osprey 23,
Osprey 24, Osprey 25 & Osprey 28

BOWL (MANUAL DRAIN)

RPI Part #CMB233

OEM Part # (No OEM Part # Available)

Models: Osprey 13, Osprey 22, Osprey 23,
Osprey 24, Osprey 25 & Osprey 28

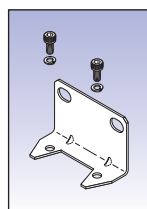
MOUNTING BRACKET

RPI Part #CMB262

OEM Part #

(No OEM Part # Available)

Models: Osprey 13,
Osprey 22, Osprey 23,
Osprey 24, Osprey 25 &
Osprey 28



DRYER

RPI Part #CMD234

OEM Part #004018SP

Models: Osprey 13, Osprey 22 & Osprey 23

DRYER

RPI Part #CMD235

OEM Part #004020SP

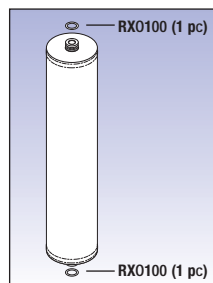
Models: Osprey 24 & Osprey 25

DRYER

RPI Part #CMD236

OEM Part #005413SP

Model: Osprey 28



OUTLET SHUTTLE DISK

RPI Part #CMD239

OEM Part # (No OEM Part # Available)

Models: Osprey 13, Osprey 22 & Osprey 23

OUTLET SHUTTLE DISK

RPI Part #CMD240

OEM Part # (No OEM Part # Available)

Models: Osprey 24 & Osprey 25



OUTLET SHUTTLE DISK

RPI Part #CMD241

OEM Part # (No OEM Part # Available)

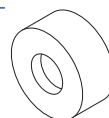
Model: Osprey 28

INLET SHUTTLE DISK

RPI Part #CMD242

OEM Part # (No OEM Part # Available)

Models: Osprey 13, Osprey 22,
Osprey 23, Osprey 24, Osprey 25 & Osprey 28



COALESCING FILTER ELEMENT

RPI Part #CME227

OEM Part #005150

Models: Osprey 13, Osprey 22, Osprey 23,
Osprey 24, Osprey 25 & Osprey 28

PARTICULATE FILTER ELEMENT

RPI Part #CME228

OEM Part #005151

Models: Osprey 13, Osprey 22, Osprey 23,
Osprey 24, Osprey 25 & Osprey 28

BOWL GASKET

RPI Part #CMG254

OEM Part # (No OEM Part # Available)

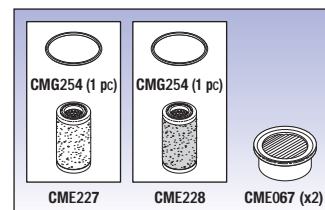
Models: Osprey 13, Osprey 22, Osprey 23,
Osprey 24, Osprey 25 & Osprey 28

DIFFERENTIAL PRESSURE INDICATOR

RPI Part #CMI231

OEM Part # (No OEM Part # Available)

Models: Osprey 13, Osprey 22, Osprey 23,
Osprey 24, Osprey 25 & Osprey 28



COMPRESSOR PM KIT

RPI Part #CMK223

OEM Part #005147SP

Models: Osprey 13, Osprey 22, & Osprey 23

COMPRESSOR PM KIT

RPI Part #CMK224

OEM Part #005148SP

Model: Osprey 25

COMPRESSOR PM KIT

RPI Part #CMK225

OEM Part #005149SP

Model: Osprey 28

COMPRESSOR PM KIT

RPI Part #CMK226

OEM Part #005350SP

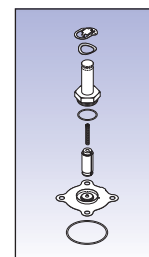
Model: Osprey 24

SOLENOID VALVE REPAIR KIT

RPI Part #CMK258

OEM Part # (No OEM Part # Available)

Models: Osprey 13, Osprey 22, Osprey 23,
Osprey 24 & Osprey 25



SOLENOID VALVE REPAIR KIT

RPI Part #CMK260

OEM Part #

(No OEM Part # Available)

Model: Osprey 28

PURGE MUFFLER

RPI Part #CMM237

OEM Part #004088

Models: Osprey 13,
Osprey 22, Osprey 23,
Osprey 24 & Osprey 25



PURGE MUFFLER

RPI Part #CMM238

OEM Part #005082

Model: Osprey 28

FROM RPI

ready to ship the day your order is received!

DENTAL EQUIPMENT

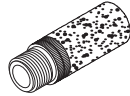
New Line of Parts to fit DentalEZ® Osprey® Dental Compressors *(continued)*

PURGE MUFFLER

RPI Part #CMM261

OEM Part #004856

Models: Osprey 13, Osprey 22, Osprey 23, Osprey 24, Osprey 25 & Osprey 28



CHECK VALVE

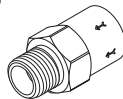
RPI Part #CMV217

OEM Part #87045 & 004761SP

Models: Air Techniques:

AirStar10MD, AirStar12MD, AirStar21MD, AirStar22MD, AirStar30MD, AirStar40MD, AirStar50MD, AirStar70MD & AirStar100MD;

Dental-EZ: Osprey 13, Osprey 22, Osprey 23, Osprey 24, Osprey 25 & Osprey 28

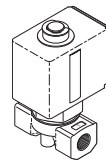


SOLENOID VALVE

RPI Part #CMV255

OEM Part #004980

Models: Osprey 13, Osprey 22, Osprey 23, Osprey 24, Osprey 25 & Osprey 28



SOLENOID VALVE

RPI Part #CMV257

OEM Part #8801-024

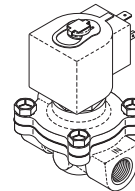
Models: Osprey 13, Osprey 22, Osprey 23, Osprey 24 & Osprey 25

SOLENOID VALVE

RPI Part #CMV259

OEM Part #8801-025

Model: Osprey 28



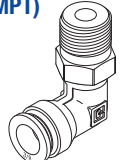
ELBOW (3/8" PUSH-IN x 3/8" MPT)

RPI Part #RXF024

OEM Part #003863SP

Models:

Air Techniques: AS70; Dental-EZ: Osprey 13, Osprey 22, Osprey 23, Osprey 24, Osprey 25 & Osprey 28



O-RING

RPI Part #RXO100

OEM Part # (No OEM Part # Available)

Models: Osprey 13, Osprey 22, Osprey 23, Osprey 24, Osprey 25 & Osprey 28

WIRE CONNECTOR WITH GASKET

RPI Part #TUC084

OEM Part # (No OEM Part # Available)

Models: Osprey 13, Osprey 22, Osprey 23, Osprey 24, Osprey 25 & Osprey 28

DENTAL EQUIPMENT

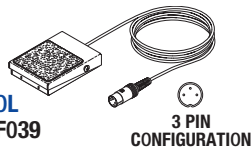
New Parts to fit Dentsply Cavitron® Ultrasonic Scalers

FOOT CONTROL

RPI Part #DSF039

OEM Part #77885

Models: Cavitron® BOBCAT® 25 KHz - G115

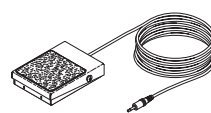


FOOT CONTROL

RPI Part #DSF040

OEM Part #565162002

Models: Cavitron® Select™ Scaler 25K - G121

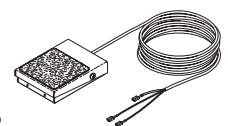


FOOT CONTROL

RPI Part #DSF042

OEM Part #565162006

Models: Cavitron® BOBCAT® Pro - G130

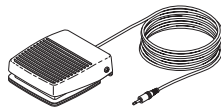


FOOT CONTROL

RPI Part #DSF012

OEM Part #565162005

Models: Cavitron® Select™ SPS™ 30K - G124

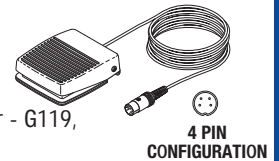


FOOT CONTROL

RPI Part #DSF013

OEM Part #565138002, 565138003

Models: Cavitron® SPS™ Ultrasonic Scaler - G119, Cavitron® JET with SPS™ - G120, and Cavitron® Prophy-JET® Air Polishing System - G122



STERILIZATION SYSTEMS

New Parts to fit Sterrad NX, 100NX & 100S

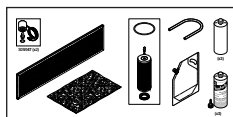
PM-1 KIT

RPI Part #SDK058

OEM Part #

05-53441-1-001A

Models: 100NX



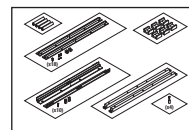
CHAMBER

PLASTICS KIT

RPI Part #SDK037

OEM Part # (No OEM Part # Available)

Models: 100NX



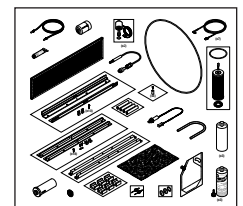
PM-2 KIT

RPI Part #SDK059

OEM Part #

05-53441-1-002A

Models: 100NX



See the yellow flyer included with this newsletter for more new parts to fit Sterrad!



Sherry Lapides
Vice President, Customer Relations
Replacement Parts Industries, Inc.

8 to 4
NO MORE

RPI Logistics – It Makes Us All Look Good!

While I do not spend as much time in the office as I used to, I still like to know what is going on in the service industry, and with our customers.

Looking back at one of the articles in the September 2002 issue of "24x7" caught my eye. It dealt with logistics, basically meaning having the right thing at the right time in the right place.

That got me to thinking about RPI and how we do things, which I do frequently, even when I am not physically in the building. In the early days, Al and I talked about RPI on the phone to each other, at the dinner table, in the car, and at other odd times. We talked about what parts to come out with, how our customer base was growing, who was ordering what, and how our cash flow was going. At RPI, our primary aim was, and still is, to service our customers. Our goal was to ship the day an order was received. We agonized every time we had to back order a part. We do to this day. We try our best always to have in stock the parts we carry and to ship the same day.

Our customers do not want to carry a large inventory, both for space and cash flow reasons. That's where we fit in. Using UPS, Fedex or the Postal Service, we can get you the parts that you need when you need them. We pride ourselves on that. We didn't call it logistics, but it was, and still is, a vital part of our thinking and planning – now more than ever.

We want to make sure that we do our job so that you can do yours. Getting the right parts to you in the right place at the right time makes sense for all of us and makes us all look good.

WELCOME !



... to the RPI Family.

Stephanie Acuna is now a member of our Customer Service team, and James Rios joined our Shipping and Warehouse team. Welcome to RPI's family. So glad to have you aboard!




CHECK THIS OUT ON
www.rpiparts.com
Ordering made easy!

Next time you place an order with RPI, use the RPI website! There are two quick ways to place your order from our website – just click "**Place an Order**" from the Customer Support icon at the top of the home page, and select what's best for you:

- Use the user-friendly "**Shopping Cart**".
- If you already know the Part #'s you need to order, go straight to our "**Express Part Order Form**".

Tariff



A tax or duty that a government charges on goods coming into or going out of their country.

THE IMPACT OF TARIFFS

We are sure that you are aware, new tariffs have been imposed on many items that are imported into the United States. In many cases, these tariffs apply only to components within an individual part, but nonetheless, they are having an impact.

Many off-the-shelf items that we sell are purchased through U.S. based companies, but many of those companies have manufacturing facilities overseas, and primarily in China. As a result, we are seeing cost increases from many of our vendors, passing on the cost of these tariffs to RPI.

We are doing our very best to hold our prices to you, but you might see price increases on a few parts over the next several months. We will try to keep these to a minimum, and hopefully we will see the tariffs eventually reduced or eliminated sometime in the near future.

You Want Foot Controls ... You Got Them! Introducing More New Parts to Fit Dentsply Cavitron® Ultrasonic Scalers

By Jim Wisniewski "The Dental Guy", Manager RPI Product Development

RPI is pleased to offer our new line of Foot Controls – see page 5 for all of the Dentsply Cavitron models our foot controls fit.

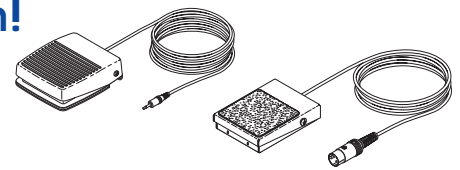
We offer two types of foot controls; a single switch position foot control and that two switch position to fit those Cavitron ultrasonic scalers that have the boost feature.

Single Switch Foot Controls – Ask for RPI Part #DSF039 to fit the G115; RPI Part #DSF040 to fit the G121; and, RPI Part #DSF042 to fit the G130.

Two Switch Foot Controls – Ask for RPI Part #DSF013 to fit the G119, G120 and G122; and, RPI Part #DSF012 to fit the G124.

Our foot controls have the quality that you have come to expect from RPI. We are sure you will be delighted to offer them to your customers.

Don't forget some of the other parts we offer such as the Water Supply Line assemblies (RPI Part #'s DSA046 and DSA047). These assemblies include the Water Disc Filter (RPI Part



#DSF005) and the Male Quick Disconnect (1/4" Poly Auto Shut-Off) (RPI Part #RPF918).

Also look for the Female Quick Disconnect (Panel Mount 1/4" Poly) (RPI Part #RPF920) used to connect the scaler to the dental unit. We also sell a Cord Strap (White 6") (RPI Part #RPS672) to strap up and bundle the excess tubing and cords keeping everything organized.

Visit our website www.rpiparts.com to see all of the parts we offer to fit these ultrasonic scalers and others.

Last year, a few of our customers observed that over time some minor shrinkage occurred from our Door Gasket (RPI Part #MIG028) that fits the Midmark M11 UltraClave. This shrinkage caused us a lot of concern, so we took action!

We actually went into "full redesign mode" for this part. We analyzed the existing material to get to the root cause of the shrinkage, we determined it was time to construct brand new tooling, and we used a more durable rubber material.

We tested many materials over the course of the year and the result of our effort was a complete success according to the feedback from our customers since we launched the redesigned gasket last April. That's right. You asked for it. You got it.



Door Gasket
(RPI Part #MIG028)



By Jim Wisniewski "The Dental Guy", Manager RPI Product Development

Door Gasket (MIG028) Full Redesign Mode ... Success! Plus M11 UltraClave® Service Tips

In closing, let me offer several tips that will help you when servicing the M11 UltraClave.

Service Tip #1: When using the RPI Gasket (RPI Part #MIG028), remember that the metal wire ring that other gaskets need is not needed with the RPI

gasket! In fact, using the metal wire ring with the RPI gasket will cause the RPI gasket to prematurely fail. Basically, if the metal wire ring is used with the RPI gasket, you will find that the RPI gasket becomes mis-shaped over time, causing the gasket to leak before its time. Bottom line, do not use the metal wire ring when using the RPI gasket. (This is also a very good tip to share with your customers.)

Service Tip #2: When you cannot get


the sterilizer door to properly seal after you replace a door gasket, try replacing the door insulation pad as well. Here's why: As the years go by, the insulation pad starts to crack and compress, resulting in the pad no longer being able to do its job. Replacing the pad is especially critical with older sterilizers, and when refurbishing a sterilizer for resale. RPI offers the Door Insulation Pad to fit the M11 – just ask for RPI Part# MIP041.

Service Tip #3: To help a sterilizer maintain optimal performance, replace the following parts on an annual basis: Dam gasket, door gasket, door springs, fill/vent mesh chamber filters, or the sintered style filter. RPI offers all of these parts plus a PM sticker and checklist all in one convenient PM Kit – ask for RPI Part #MIK080 when servicing the M11 UltraClave.



Your 2018 RPI Catalog Update is Here!


It is our pleasure to present you with this year's updates to the RPI catalog. As always, we appreciate your time in substituting the new pages for the old ones.




Take a look at the new catalog pages for Section 4 - Dental Equipment.

If you recall, we now offer more new parts to fit the DentalEZ® Osprey®, Dentsply Cavitron®, and many dental vacuum units.

In Section 10, you will find the parts we introduced this past year that fit Medivator® AER's, and the Sterrad sterilization systems.



And of course, take a glance at Section 11 for all the new parts we offer to fit the Midmark®•Ritter® exam tables: Evolution 75/75L, 200/300/400/600.



PM Kits and Parts to Fit DentalEZ Osprey Dental Compressors

(Continued from front page)

page 4 of this newsletter for the components that are included in each of these assemblies.)

RPI also provides a Mounting Bracket (RPI Part #CMB262). You can use this easy to install bracket to externally mount the Coalescing Filter Assembly and the Particulate Filter Assembly to the wall.

Clean, dry air is an Osprey compressor hallmark, and to help maintain this critical feature of the Osprey units, RPI offers replacement dryer cartridges which are sold two per package. Also available, and sold separately, are the outlet and inlet shuttle disks,

along with the O-ring (RPI Part #RXO100) included on each end of the dryer cartridges.

What's more, RPI offers replacement solenoid valves and their repair kits to fit the Osprey compressors. ***It's the RPI Advantage!***

Outlet Shuttle Disks

Dryer (RPI Part #CMD234)
Outlet Shuttle Disk (CMD239)
Fits Osprey models: 13, 22 & 23

Dryer (RPI Part #CMD235)
Outlet Shuttle Disk (CMD240)
Fits Osprey models: 24 & 25

Dryer (RPI Part #CMD236)
Outlet Shuttle Disk (CMD241)
Fits Osprey model: 28

Inlet Shuttle Disk

Inlet Shuttle Disk (RPI Part #CMD242)
Fits all Osprey models

Solenoid Valves & Repair Kits Plus the Purge Muffler

Solenoid Valve (RPI Part #CMV255)
Purge Muffler (RPI Part #CMM261)
Fits all Osprey models

Solenoid Valve (RPI Part #CMV257)
1/4" MPT Purge Muffler (RPI Part #CMM237)
Repair Kit (RPI Part #CMK258)
Fits Osprey models: 13, 22, 23, 24 & 25

Solenoid Valve (RPI Part #CMV259)
3/8" MPT Purge Muffler (RPI Part #CMM238)
Repair Kit (RPI Part #CMK260)
Fits Osprey model: 28

And, keep in mind, to allow for proper electrical connection to the solenoid coils, use the Wire Connector with Gasket that we offer. Just ask for Part #TUC084.

Rounding out this selection of parts to fit the Osprey are the Check Valve (RPI Part #CMV217) and the hard to find Elbow (3/8" Push-In x 3/8" MPT) – RPI Part #RXF024.

Please see pages 4-5 for details on these new parts – available now.

Plan Your Next PM with RPI PM Kits to fit Sterrad 100NX Sterilizers

(Continued from front page)

required for an annual PM such as the Air Filter (RPI Part #SDF066), Needle H2O2 Transfer assembly (RPI Part #SDN062), Inlet Valve (RPI Part #SDV047) and the Catalytic Converter (RPI Part #SDC005).

And don't forget, all parts in the PM-1 Kit, PM-2 Kit, and the Chamber Plastic Kit are also sold separately when needed for repairs. ***It's the RPI Advantage!***

Don't forget, RPI also offers PM Kits and more fit the Sterrad NX, and 100S models.

Please see the RPI yellow flyer with this newsletter. You can also easily find all the these parts on the RPI website – just click the "Quick Search" feature in the right hand corner of our homepage, and input the RPI Part # to click through to the parts page. Or, go to the homepage, Equipment Type, then select "Bulk Sterilizers, Washers & Endoscopes" and click through to Sterrad, select the model, and click through to the parts pages. Find it on www.rpiparts.com.

All rights reserved. No part of this newsletter may be reproduced or utilized in any form or by any other means without permission in writing from the Publisher. Inquiries should be addressed to: RPI, Marketing Department, P.O. Box 940250, Simi Valley, California 93065. Additional copies of The Alternate Source™ may be obtained by contacting RPI. Please feel free to Call: (800) 221-9723, Fax: (818) 882-7028, or E-Mail: moreinfo@rpiparts.com your request. Parts mentioned in this newsletter are manufactured by Replacement Parts Industries, Inc. to fit the equipment noted. All product names used in this document are trademarks or registered trademarks of their respective holders. RPI © 2018.

CALL (800) 221-9723 or (818) 882-8611 • FAX (818) 882-7028 • WEBSITE www.rpiparts.com
E-MAIL moreinfo@rpiparts.com • E-MAIL order@rpiparts.com • E-MAIL techhelp@rpiparts.com