



replacement parts industries, inc.

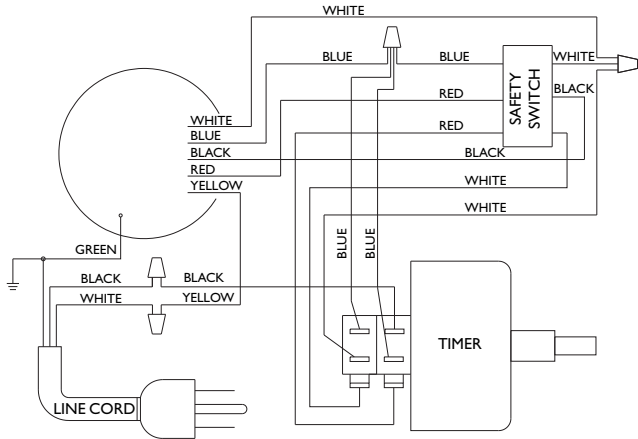
CALL 800-221-9723 or 818-882-8611 • FAX 818-882-7028
E-MAIL: techsupport@rpiparts.com • WEBSITE: www.rpiparts.com

"The Alternate Source™"

CAM115 – MOTOR ASSEMBLY WIRING INSTRUCTIONS

Wiring diagram applies to both OEM and RPI motors that fit
Clay Adams Autocrit I & Micro-Hematocrit I
MOTOR ASSEMBLY

(RPI Part #CAM115 replaces Old RPI Part #CAM049)



Important Note Regarding Autocrit and Micro-Hematocrit: The head adapter on the old style RPI motors that fit the Autocrit and Micro-Hematocrit can not be removed to allow reuse of the mounting plate. So when replacing the old style RPI Motor Assembly (RPI Part #CAM049) with the new style (RPI Part #CAM115), you will need to replace the round style mounting plate. RPI provides a new round style motor mounting plate free of charge when you order the the new style Motor Assembly (RPI Part #CAM115). See reverse side for details.

Wiring instructions apply to both OEM and RPI motors that fit
Clay Adams Autocrit II & III and Micro-Hematocrit II & III
MOTOR ASSEMBLY

(RPI Part #CAM115 replaces Old RPI Part #CAM050)

WIRE COLOR	GOES TO	TO CONNECTIONS IN CENTRIFUGES
BLACK	GOES TO	S3B COM
RED	GOES TO	S3A COM
BLUE	GOES TO	TB1 NO. 6
YELLOW	GOES TO	TB1 NO. 1
WHITE	GOES TO	S3B N.O. (NORM OPEN)

S3A IS SWITCH CLOSEST TO MOTOR S3B IS SWITCH FURTHEST FROM MOTOR.

Important Note Regarding the Autocrit II and Micro-Hematocrit II: The head adapter on the old style RPI motors that fit the Autocrit II and Micro-Hematocrit II can not be removed to allow reuse of the lower chassis cover plate. So when replacing the old style RPI Motor Assembly (RPI Part #CAM050) with the new style (RPI Part #CAM115), you will need to replace the lower chassis cover plate. RPI provides a new lower chassis cover plate free of charge when you order the the new style Motor Assembly (RPI Part #CAM115). See reverse side for details. **Important Note Regarding the Autocrit III and Micro-Hematocrit III:** You will need to replace the triangular style mounting plate and a lower chassis cover plate. RPI provides both plates free of charge when you order the new style Motor Assembly (RPI Part #CAM115). See reverse side for details.

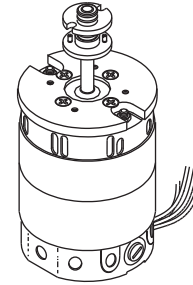


replacement parts industries, inc.

CALL 800-221-9723 or 818-882-8611 • FAX 818-882-7028
E-MAIL: techsupport@rpiparts.com • WEBSITE: www.rpiparts.com

"The Alternate Source™"

Fits
**AUTOCRIT &
MICRO-HEMATOCRIT**

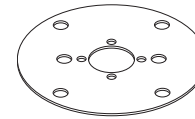


RPI Part #CAM115
OEM Part #42055801
(Old OEM Part #0551-600-000)

MOTOR & SPINDLE ASSEMBLY

- 120VAC, 60 Hz.
- 11,700 RPM (+22%, -10%)

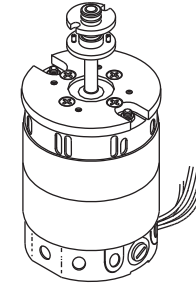
FREE!
Just ask for it!



MOTOR MOUNTING PLATE
RPI Part #CAM049B

Fits: Motor & Spindle Assembly

Fits
**AUTOCRIT II &
MICRO-HEMATOCRIT II**

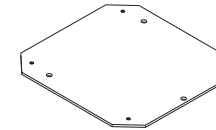


RPI Part #CAM115
OEM Part #42055801
(Old OEM Part #0558-600-00)

MOTOR & SPINDLE ASSEMBLY

- 120VAC, 60 Hz.
- 11,700 RPM (+22%, -10%)

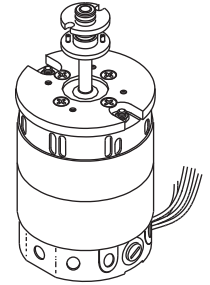
FREE!
Just ask for it!



LOWER CHASSIS COVER PLATE
RPI Part #CAM115B

Fits: Chassis

Fits
**AUTOCRIT ULTRA III &
MICRO-HEMATOCRIT ULTRA III**

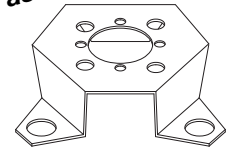


RPI Part #CAM115
OEM Part #42055801
(Old OEM Part #0575-600-000)

MOTOR & SPINDLE ASSEMBLY

- 120VAC, 60 Hz.
- 11,700 RPM (+22%, -10%)

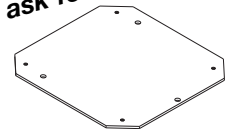
FREE!
Just ask for it!



MOTOR MOUNTING PLATE
RPI Part #CAM050B

Fits: Motor & Spindle Assembly

FREE!
Just ask for it!



LOWER CHASSIS COVER PLATE
RPI Part #CAM115B

Fits: Chassis

Important Note Regarding Autocrit and Micro-Hematocrit: The head adapter on the old style RPI motors that fit the Autocrit and Micro-Hematocrit can not be removed to allow reuse of the mounting plate. So when replacing the old style RPI Motor Assembly (RPI Part #CAM049) with the new style (RPI Part #CAM115), you will need to replace the round style mounting plate. RPI provides a new round style mounting plate free of charge when you order the the new style Motor Assembly (RPI Part #CAM115). **Important Note Regarding the Autocrit II and Micro-Hematocrit II:** The head adapter on the old style RPI motors that fit the Autocrit II and Micro-Hematocrit II can not be removed to allow reuse of the mounting plate. So when replacing the old style RPI Motor Assembly (RPI Part #CAM050) with the new style (RPI Part #CAM115), you will need to replace the lower chassis cover plate. RPI provides a new lower chassis cover plate free of charge when you order the the new style Motor Assembly (RPI Part #CAM115). **Important Note Regarding the Autocrit III and Micro-Hematocrit III:** You will need to replace the triangular style mounting plate and a lower chassis cover plate. RPI provides new plates free of charge when you order the new style Motor Assembly (RPI Part #CAM115).