











INDIVIDUAL DUAL/SHIELDED LEADWIRES

RPI PART #	DESCRIPTION	# OF LEADS	LENGTH	EQUIPMENT END	PATIENT END
LSB005	LEADWIRE BK 40"DU/SN	1	40"	DUAL/SHIELDED 	SNAP  BLACK
LSG005	LEADWIRE GR 40"DU/SN	1	40"	DUAL/SHIELDED 	SNAP  GREEN
LSN005	LEADWIRE BR 40"DU/SN	1	40"	DUAL/SHIELDED 	SNAP  BROWN
LSR005	LEADWIRE RD 40"DU/SN	1	40"	DUAL/SHIELDED 	SNAP  RED
LSW005	LEADWIRE WH 40"DU/SN	1	40"	DUAL/SHIELDED 	SNAP  WHITE